



District Report Card: 2017


| | |
|---------------------------------|--------------------------|
| State: Jammu And Kashmir | District: Kulgam |
| Class: 5 | Subject: Language |
| Schools: 61 | Students: 431 |


Participation/Coverage


Students

| | | | | | | | | |
|--|--------|--|-------|--|--------|--|-------|--|
| <div>GENDER</div> <div></div> | Boys | | | | Girls | | | |
| | Number | | % | | Number | | % | |
| | 200 | | 46.40 | | 231 | | 53.60 | |

| | | | | | | | | |
|---|--------|--|--------|--|--------|--|------|--|
| <div>AREA</div> <div></div> | Rural | | | | Urban | | | |
| | Number | | % | | Number | | % | |
| | 431 | | 100.00 | | 0 | | 0.00 | |

| | | | | | | | | |
|--|--------|------|--------|-------|--------|-------|--------|-------|
| <div>CATEGORY</div> <div></div> | SC | | ST | | OBC | | GEN | |
| | Number | % | Number | % | Number | % | Number | % |
| | 7 | 1.62 | 53 | 12.30 | 97 | 22.51 | 274 | 63.57 |

| | | | | | | |
|--|----|----|----|------|----|-----|
| <div>CWSN</div> <div></div> | LD | VI | HI | S&LD | ID | Oth |
| | 1 | 0 | 1 | 1 | 1 | 3 |

| | | | | | | | | |
|--|------------|--|--------|--|------------------|--|------|--|
| <div>Management</div> <div></div> | Government | | | | Government-aided | | | |
| | Number | | % | | Number | | % | |
| | 431 | | 100.00 | | 0 | | 0.00 | |

Average Performance of Students in Language (%)

| Overall | Gender | | Area | | Management | | Social Group | | | |
|---------|--------|--------|-------|-------|------------|-------|--------------|-------|-------|-------|
| | Male | Female | Rural | Urban | Govt. | Aided | SC | ST | OBC | GEN |
| 60.28 | 56.93 | 63.17 | 60.28 | 0.00 | 60.28 | 0.00 | 55.24 | 54.47 | 67.84 | 58.86 |

Performance on Learning Outcomes (LOs)

| Learning Outcomes | Description | Average Performance(%) |
|-------------------|--|------------------------|
| L504 | Reads and comprehends independently storybooks, news items/ headlines, advertisements etc. | 61.48 |
| L508 | Reads text with comprehension, locates details and sequence of events | 59.68 |

| Range of Performance of Students who Answered Correctly | | | | | | | |
|---|-------|-----------|-------|-----------|-------|-----------|-------|
| Below 30% | | 30% - 50% | | 50% - 75% | | Above 75% | |
| Number | % | Number | % | Number | % | Number | % |
| 59 | 13.69 | 85 | 19.72 | 155 | 35.96 | 132 | 30.63 |

Lowest Performing Learning Outcomes (LOs)

- 1 - Reads text with comprehension, locates details and sequence of events (59.68)
- 2 - Reads and comprehends independently storybooks, news items/ headlines, advertisements etc. (61.48)